


# Plasma Separator Plasmacure™ PE







## 01

### Features

- Ethylene vinyl alcohol copolymer, a hydrophilic material, is coated on the surface of polyethylene hollow fibers.
- Gamma ray irradiation sterilization is employed.
- Filtration property is stable due to less TMP increase.

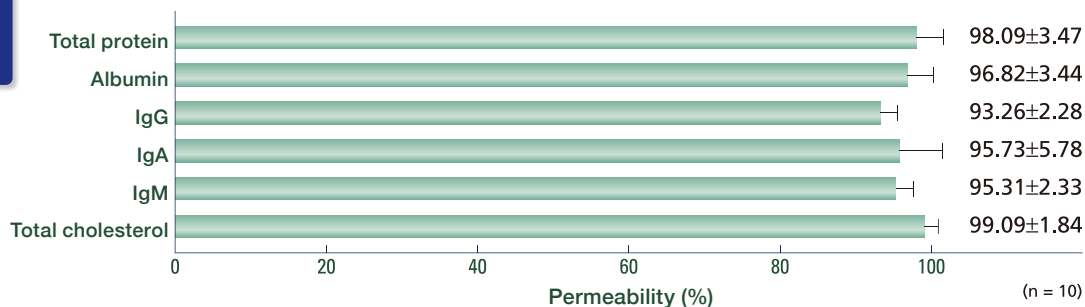
## 02

### Performance

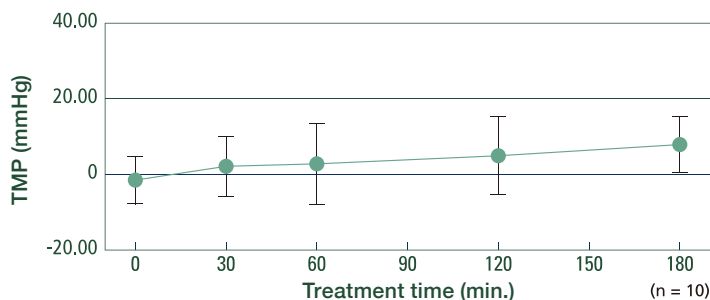
#### Permeability (when 1L of plasma has been treated)

The formula to calculate Permeability is as follows:

Permeability = Plasma level of the substance / Blood level of the substance x 100 (%)



#### Change in TMP



Excerpt from the clinical data provided by Koga Hospital

Conditions:  
QB = 80-130 ml/min.  
QF = 20-44 mL/min.

## 03

### Specifications

Type		PS-02	PS-05	PS-08
Hollow fibers	Material	Polyethylene (Coating material: ethylene vinyl alcohol copolymer)		
	Inner Diameter [μm]	330		
	Wall thickness [μm]	50		
	Mean pore size [μm]	0.3		
	Membrane surface area [m²]	0.2	0.5	0.8
Housing	Material	Polycarbonate		
Priming volume (inside fibers) [mL]		28	50	80
Filling fluid		Saline solution		
Sterilization method		gamma rays		
Max. TMP [kPa] [mmHg]		13.3(100)		

Distributed by



Please read the instructions carefully before use.  
KLE-PC-2401-02-FF

EXPORTER

**SB-KAWASUMI LABORATORIES, INC.**

3-25-4 Tonomachi, Kawasaki-ku, Kawasaki-shi, Kanagawa 210-8602, Japan  
TEL +81-44-589-8070 URL [www.sb-kawasumi.jp](http://www.sb-kawasumi.jp)

Manufacturer

**ASAHI KASEI MEDICAL CO., LTD.**

1-1-2 Yurakucho, Chiyoda-ku, Tokyo 100-0006 Japan

Authorised representative in the European community

**ASAHI KASEI MEDICAL EUROPE GmbH**

Herriotstrasse 1, 60528 Frankfurt am Main Germany