

Indications

EVACLIO™ can be applied to diseases that are suggested to be caused by proteins whose molecular weight is comparable to or less than albumin.

(e.g.)

- Hepatic Failure
- Sepsis
- Myoneuropathic Metabolic Syndrome (MNMS)
- Rhabdomyolysis
- Multiple Myeloma (Bence-Jones Type)
- Some Cases of Focal Segmental Glomerular Sclerosis (FSGS)

Specifications

Model		1.0m ²	EC-1C10	EC-2C10	EC-3C10	EC-4C10
		2.0m ²	EC-1C20	EC-2C20	EC-3C20	EC-4C20
Hollow fiber	Material		Ethylene vinyl alcohol copolymer			
	Inner diameter (μm)		175			
	Wall thickness (μm)		40			
Housing	Material		Polycarbonate resin			
	Membrane surface area (m ²)		1.0		2.0	
	Outer dimension (mm)		45φ×280L		57φ×280L	
Priming volume (mL)			Approx. 82		Approx. 150	
Filled liquid			Sterile water			
Sterilization method			Gamma-ray irradiation			

Note
■ Please read instructions carefully when using this product.
■ All data presented herein are based on actual measurements performed by Kuraray Medical Inc., and manufacturer accept no liability or losses resulting from the use of or misuse of this information.
■ EVACLIO™ is a trademark of SB-KAWASUMI LABORATORIES, INC.

Distributed by

CE 0123
MANUFACTURER
SB-KAWASUMI LABORATORIES, INC.
3-25-4 Tonomachi, Kawasaki-ku, Kawasaki-shi, Kanagawa 210-8602, Japan
TEL +81-44-589-8070 URL www.sb-kawasumi.jp

Authorised representative in the European community
MPS Medical Product Service GmbH
Bornngasse 20 35619 Braunfels Germany

Manufacturing facility
Kawasumi Laboratories (Thailand) Co., Ltd.

KLE-EC-2204-04-FF

Plasma Separator Evaclio™



S smaller loss of
high-molecular-weight
substances

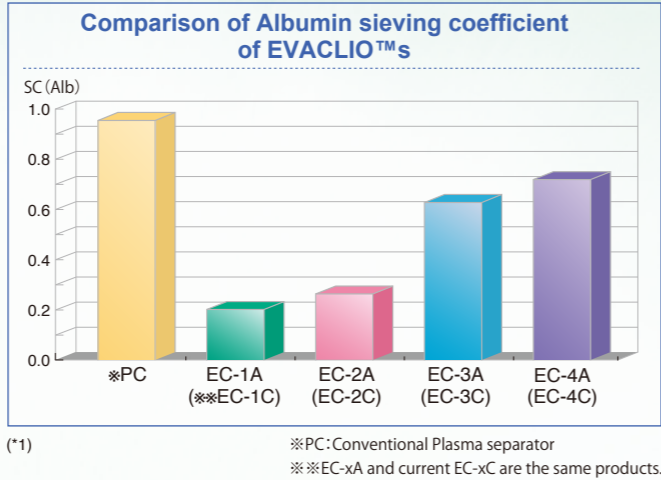
H igh-volume
selective plasma exchange

P lasma substitute
fluid saving

 **SB-KAWASUMI**

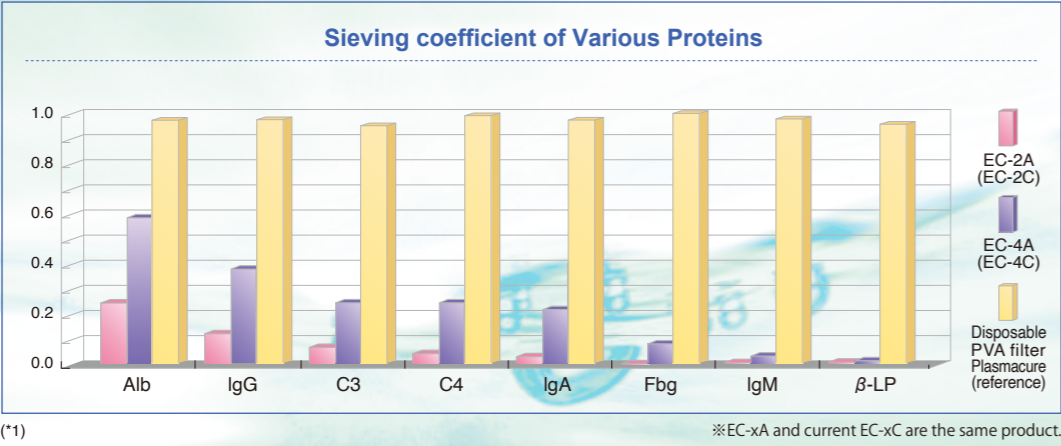
Pore Size of EVACLIO™

There are four models of Evaclio™s with different pore size distribution: EC-1C, EC-2C, EC-3C and EC-4C, and the appropriate model can be selected depending on what kinds of substances should be removed. Pores of all these models are significantly small in size compared to those of the conventional plasma separators.



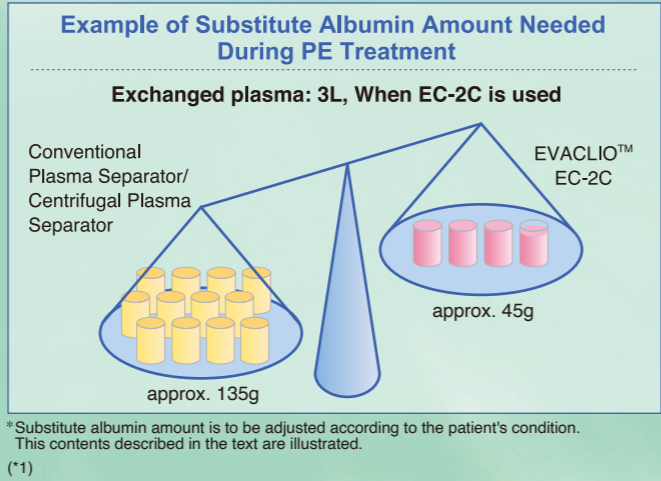
Smaller Loss of High-molecular-weight Substances

Smaller pore size of the EVACLIO™ membrane results in smaller loss of high-molecular-weight substances such as albumin, immunoglobulins and coagulation proteins.



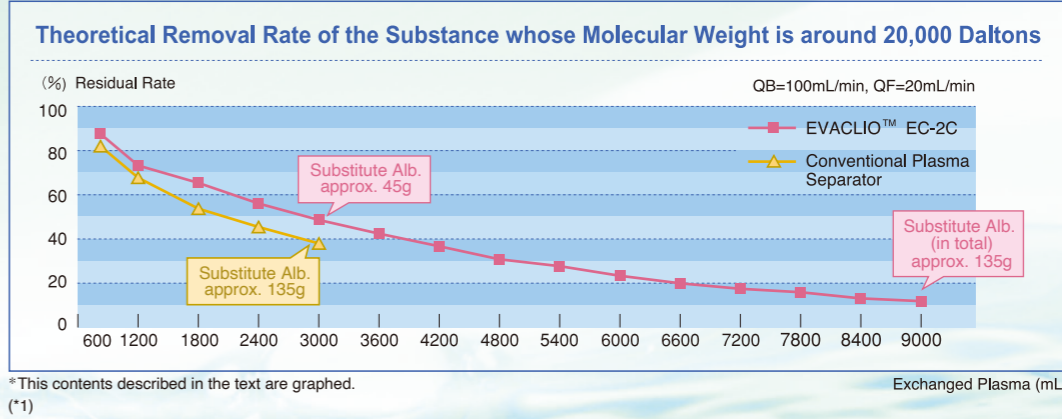
Plasma Substitute Fluid Saving

Since the EVACLIO™ can reduce the loss of albumin during plasma exchange treatment, it is possible to save the supply of albumin as substitute fluid.



High-volume Selective Plasma Exchange

Due to the smaller loss of albumin, substitute albumin to be supplemented per unit amount of exchanged plasma can be reduced. As a result, it may become possible to treat more plasma if the same amount of substitute albumin is supplemented as in the case that a conventional plasma separator is used. (The average amount of plasma treated in PE using a conventional plasma separator is between 3 and 4 liters.)



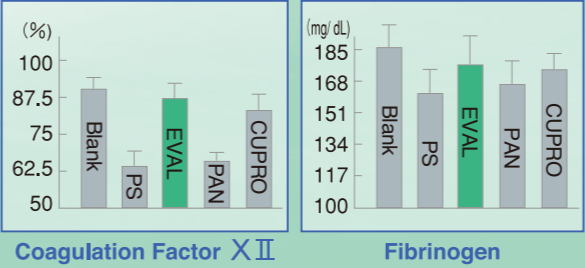
Characteristics of a Hollow Fiber Membrane Material, EVOH

Excellent Antithrombogenicity

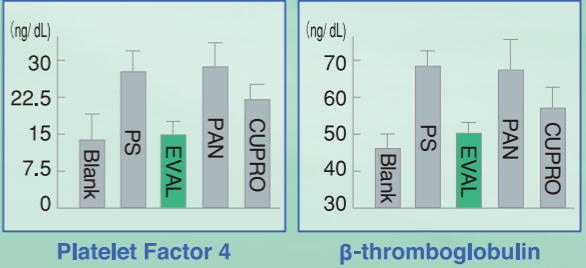
It is reported that a EVACLIO™ membrane material, ethylene vinyl alcohol copolymer (EVOH), shows excellent antithrombogenicity.

Effects on the Coagulation System — Comparison among Various Dialyzers

Coagulation and Fibrinolytic Activation



Platelet Activation



Bibliography

- (*)1 K Taniguchi, et al, Medical Science Digest Vol 28 (6), 2002 29(247)-33(251)
(*)2 Naito H, et al, Jpn. J. Artif Organs 16 (2), 1987 763-766